



1336 Avalon  
Klamath Falls, OR 97603 (541) 883-4700  
[www.kfalls.k12.or.us](http://www.kfalls.k12.or.us)

## FROM THE DISTRICT SUPERINTENDENT

Dear Parents and Community Members,

Klamath Falls City Schools are proud of all we offer our students. Thanks for all you do as parent and/or community partners to help KFCS students!

OUR AIMS AND GOALS: Student Excellence (SE), Collaborative Excellence (CE), and Operational Excellence (OE).

- SE1. Increase the percent of students who meet or exceed proficiency targets on each state achievement test.
- SE2. Increase the percent of high school graduates from one year to the next.
- SE3. Increase the percent of students who are performing at grade level or above as measured by K12 proficiency grading systems.

CE1. Expand parent and community partnerships through increasing student service projects and increasing parent volunteering in schools.

CE2. Professional Learning Community teams at every school are effectively utilized.

OE1. Monitor Excellence Indicator progress and use the results to drive improvements.

OE2. All areas of the district will utilize the Plan, Do, Study, Act process to drive improvement.

Thank you,

Superintendent | Paul Hillyer

## DISTRICT PROFILE

ENROLLMENT AND DEMOGRAPHICS	Grades K - 3	Grades 4 - 5	Grades 6 - 8	Grades 9 - 12
Total Enrollment	1,025	474	668	1,094
Regular Attenders	81.6%	85.5%	78.6%	71.5%
Economically Disadvantaged	67%	67%	73%	61%
Students with Disabilities	14%	18%	16%	18%
English Learners	6%	9%	9%	12%
Different Languages Spoken	4	4	5	4

Note: a \*\* is displayed when the data must be suppressed to protect student confidentiality.

WITHIN-YEAR MOBILITY	Grades K - 3	Grades 4 - 5	Grades 6 - 8	Grades 9 - 12
Students in this District	23.7%	23.1%	23.3%	29.5%

## STUDENT WELLNESS POLICY

To help ensure students possess the knowledge and skills necessary to make healthy choices for a lifetime, the Superintendent shall prepare and implement a comprehensive district nutritional program consistent with state and federal requirements.

## SEISMIC SAFETY RATING

For a detailed report for each school, please visit:

<http://www.oregongeology.org/sub/projects/rvs/activity-updates/status.html>

TEACHER PROFICIENCY	2014-15
% of classes taught by highly qualified teachers	100%

## RACIAL EQUITY IN HIRING

In keeping with requirements of federal and state law, the district tries to remove any vestige of discrimination in employment. Equal employment opportunity and treatment shall be practiced by the district regardless of race, color, religion, sex, sexual orientation, national origin, marital or parental status, age, veterans' status, genetic information, and disability.

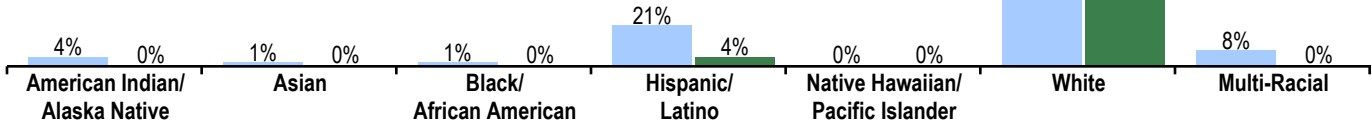
MEDIAN CLASS SIZE	Elementary		Middle		High		Combined	
	Dist.	OR	Dist.	OR	Dist.	OR	Dist.	OR
Self-Contained	25.0	25.0	--	--	--	--	--	--
Eng./Lang. Arts	--	--	26.0	25.0	26.0	24.0	--	--
Mathematics	--	--	26.5	26.0	21.0	24.0	--	--
Science	--	--	28.0	28.0	24.0	25.0	--	--
Social Studies	--	--	27.0	28.0	28.0	27.0	--	--

Combined schools have grade configurations not falling within the elementary, middle, and high categories (e.g., K-12 schools).

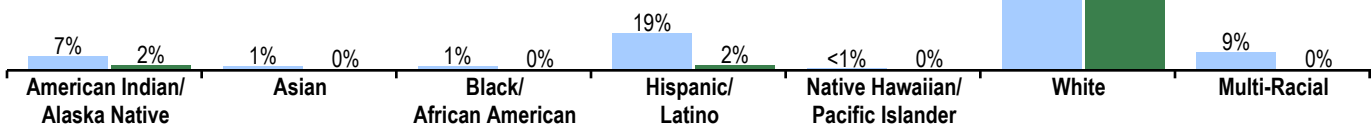
**RACE/ETHNICITY OF STUDENTS AND STAFF 2014-15**

Students Staff

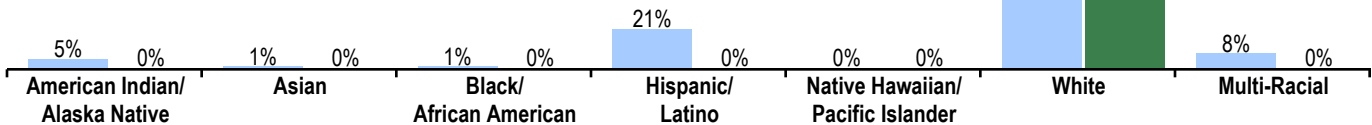
**Grades K-3**



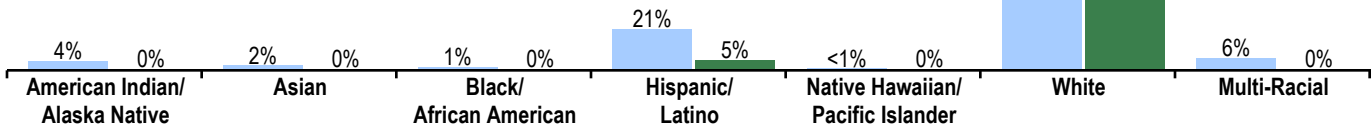
**Grades 4-5**



**Grades 6-8**



**Grades 9-12**



PER PUPIL SPENDING	2012-13	2013-14	2014-15
District	\$10,667	\$11,390	\$11,476
State	\$9,327	\$9,769	\$10,883

Oregon's quality education model (QEM) suggests adequate per pupil funding should be \$12,035 in 2014-15 (Statewide average). 2014-15 data reflect budgeted, not actual.

FUNDING SOURCES	% of Total
Local taxes and fees	25%
State funds	59%
Federal funds	15%

EXPULSIONS & SUSPENSIONS	Expulsions	Suspensions
Total Students	6	399
American Indian/Alaska Native	*	35
Asian	*	*
Black/African American	*	8
Hispanic/Latino	*	83
Multi-Racial	*	40
Native Hawaiian/Pacific Islander	*	*
White	*	231

Please visit [www.ode.state.or.us/go/DisciplineData](http://www.ode.state.or.us/go/DisciplineData) to view additional discipline data.

Note: a "\*" is displayed when the data must be suppressed to protect student confidentiality.



1336 Avalon  
Klamath Falls, OR 97603 (541) 883-4700  
[www.kfalls.k12.or.us](http://www.kfalls.k12.or.us)

**OUTCOMES** WHAT ARE STUDENTS ACHIEVING IN HIGH SCHOOL?

	District Performance (%)			District Performance (%)	Oregon Performance (%)	Like-District Average (%)
	2011-12	2012-13	2013-14	2014-15	2014-15	2014-15
<b>COLLEGE AND CAREER READINESS</b>	Students preparing for college and careers.					
Freshmen on track to graduate within 4 years	NA	NA	66.7	70.4	79.9	73.4
Students taking SAT	26.4	26.1	16.6	14.8	31.7	27.7
	District Performance (%)			District Performance (%)	Oregon Performance (%)	Like-District Average (%)
	2010-11	2011-12	2012-13	2013-14	2013-14	2013-14
	<i>Note: Graduation methodology changed in 2013-14.</i>					
<b>GRADUATION RATE</b>	Students earning a standard diploma within four years of entering high school.					
Overall graduation rate	50.8	56.9	47.4	43.6	72.0	62.1
<b>COMPLETION RATE</b>	Students earning a regular, modified, extended, or adult high school diploma or completing a GED within five years of entering high school.					
Overall completion rate	56.5	61.6	69.0	75.8	82.1	78.2
<b>DROPOUT RATE</b>	Students who dropped out during the school year and did not re-enroll.					
Overall dropout rate	6.2	10.3	8.2	3.0	4.0	5.4
	District Performance (%)			District Performance (%)	Oregon Performance (%)	Like-District Average (%)
	2009-10	2010-11	2011-12	2012-13	2012-13	2012-13
	<i>Note: Dropout methodology changed in 2012-13.</i>					
<b>CONTINUING EDUCATION</b>	Students continuing their education after high school.					
Students who enrolled in a community college or four-year school within 16 months of graduation	55.3	50.5	49.8	38.7	60.5	49.3

*Note: a \*\* is displayed when the data must be suppressed to protect student confidentiality.*

**STUDENT GROUP OUTCOMES**

	District Performance (%)	Oregon Performance (%)	Like-District Average (%)	District Performance (%)	Oregon Performance (%)	Like-District Average (%)	District Performance (%)	Oregon Performance (%)	Like-District Average (%)	
<b>Economically Disadvantaged</b>			<b>American Indian/Alaska Native</b>			<b>Native Hawaiian/Pacific Islander</b>				
On Track	62.7	70.8	67.1	On Track	53.3	63.5	71.7	On Track	* 73.8	78.9
Graduation	43.0	64.2	56.1	Graduation	26.3	53.5	47.3	Graduation	-- 68.8	57.7
Completion	72.0	77.1	74.9	Completion	56.3	70.3	63.0	Completion	-- 77.0	75.7
Dropout	2.2	3.8	5.2	Dropout	8.2	6.8	7.8	Dropout	0.0	5.8
<b>English Learners</b>			<b>Asian</b>			<b>White</b>				
On Track	85.2	74.4	70.1	On Track	* 94.1	87.0	On Track	69.9	82.0	74.6
Graduation	43.5	64.2	59.9	Graduation	66.7	85.9	76.3	Graduation	48.2	74.2
Completion	75.0	72.3	73.3	Completion	100.0	90.3	81.5	Completion	78.5	84.5
Dropout	0.8	4.9	5.3	Dropout	0.0	1.2	0.6	Dropout	2.2	3.5
<b>Students with Disabilities</b>			<b>Black/African American</b>			<b>Female</b>				
On Track	50.9	64.3	56.8	On Track	* 70.2	68.8	On Track	79.3	83.5	76.4
Graduation	44.4	51.1	41.3	Graduation	50.0	60.2	60.3	Graduation	43.5	76.2
Completion	48.3	63.4	53.8	Completion	57.1	72.5	70.9	Completion	72.3	85.0
Dropout	5.0	6.1	7.5	Dropout	25.0	6.0	7.4	Dropout	2.9	3.3
<b>Migrant</b>			<b>Hispanic/Latino</b>			<b>Male</b>				
On Track	78.3	71.4	75.0	On Track	79.2	72.6	66.8	On Track	62.5	76.4
Graduation	38.1	63.5	59.8	Graduation	36.5	64.9	53.1	Graduation	43.7	68.0
Completion	71.4	71.1	76.9	Completion	67.9	75.0	76.8	Completion	78.8	79.5
Dropout	1.9	5.4	7.2	Dropout	2.6	5.3	6.0	Dropout	3.1	4.5
<b>Talented and Gifted</b>			<b>Multi-Racial</b>							
On Track	>95	>95	>95	On Track	60.0	81.7	77.3	<i>On-Track data are based on the 2014-15 school year; all other data are based on the 2013-14 school year.</i>		
Graduation	75.0	92.4	89.6	Graduation	16.7	69.8	60.6			
Completion	90.0	97.1	95.3	Completion	92.3	80.5	74.1			
Dropout	1.0	0.5	1.2	Dropout	8.3	4.3	6.9			

*Note: a \*\* is displayed when the data must be suppressed to protect student confidentiality.*

1336 Avalon  
Klamath Falls, OR 97603 (541) 883-4700  
[www.kfalls.k12.or.us](http://www.kfalls.k12.or.us)

## CURRICULUM & LEARNING ENVIRONMENT

SCHOOL READINESS	Elementary Schools	Middle Schools	High Schools
	<ul style="list-style-type: none"> <li>All day kindergarten offered at all sites.</li> <li>Parent/teacher/student annual goal setting.</li> <li>Tutoring programs during and after the school day.</li> <li>School based counseling services available.</li> <li>Students receive character/health education.</li> </ul>	<ul style="list-style-type: none"> <li>Parent/teacher/student goal setting</li> <li>Lunch program for tutoring services</li> <li>Weekly programs for enrichment opportunities in various core academics</li> <li>Fall and spring athletics; various clubs including math and chess</li> <li>Elective offerings in art and technology</li> <li>Full Time School Counselor</li> <li>Klamath Basin Behavioral Health</li> <li>Project Change</li> <li>PBIS</li> <li>Daily Breakfast</li> <li>6th Grade Learning Communities</li> </ul>	<ul style="list-style-type: none"> <li>KFCS teachers are properly endorsed and highly qualified.</li> <li>KFCS offers a continuum of instruction including college level work.</li> <li>KFCS exceeds the required minimum time for instruction each year.</li> </ul>
ACADEMIC SUPPORT	Elementary Schools	Middle Schools	High Schools
	<ul style="list-style-type: none"> <li>Math and reading instruction varied by ability.</li> <li>Tutoring services offered during and after school.</li> <li>Individual Student Goal Setting Conferences.</li> <li>Summer school programs offered.</li> <li>High engagement teaching and learning methodologies (AVID-WICOR).</li> </ul>	<ul style="list-style-type: none"> <li>Special Education Program</li> <li>Talented and Gifted Program (TAG)</li> <li>English Language Development</li> <li>After school tutoring</li> <li>High engagement teaching and learning methodologies (AVID-WICOR).</li> <li>"Double Dose" classes in reading and math</li> <li>21st Century Learning Communities After School Program</li> <li>Summer School</li> <li>Study Lunch</li> </ul>	<ul style="list-style-type: none"> <li>Encourage your student to attend tutorial period.</li> <li>KFCS has five bilingual teachers in multiple subject areas.</li> <li>Come to the KUHS Red Room and meet with ASPIRE volunteers.</li> <li>After school credit recovery available.</li> <li>High engagement teaching and learning methodologies (AVID-WICOR).</li> </ul>
ACADEMIC ENRICHMENT	Elementary Schools	Middle Schools	High Schools
	<p><b><u>School enrichment programs offered include:</u></b></p> <ul style="list-style-type: none"> <li>Band/Orchestra for fifth graders.</li> <li>General Music for K5.</li> <li>Physical education and art.</li> <li>Talented and Gifted (TAG) weekend activities/projects.</li> <li>Classroom technology used for instruction.</li> <li>Swimming for 2nd and 3rd graders.</li> <li>Farm Expo for fourth graders.</li> <li>Outdoor Science School for fifth graders.</li> <li>After school supports for K5 students.</li> </ul>	<p><b><u>World Language Courses</u></b></p> <ul style="list-style-type: none"> <li>Introduction to Spanish</li> <li>Art and music classes</li> <li>Chess Club</li> <li>Math Counts</li> <li>Engineering Club</li> <li>21st Century Learning Communities After School Program</li> <li>Advanced English</li> <li>Advanced Math</li> <li>Algebra</li> <li>Computer science electives offered.</li> </ul> <p><b><u>Special Programs</u></b></p> <ul style="list-style-type: none"> <li>ELL Program</li> <li>Talented and Gifted (TAG), Honors English, and Mathematics</li> <li>After school tutoring and enrichment programs</li> <li>Outdoor Forestry Tour Science for 6th grade.</li> </ul>	<p><b><u>World Language Courses</u></b></p> <ul style="list-style-type: none"> <li>KFCS offers three levels of Spanish with HQ teachers.</li> <li>Award winning DECA program offered.</li> <li>After school elective programs available.</li> </ul> <p><b><u>Honors &amp; Dual Enrollment Courses</u></b></p> <ul style="list-style-type: none"> <li>Our partners include OIT, KCC, and SOU.</li> <li>Our Advanced Diploma Program offers a year of college at KCC free!</li> </ul> <p><b><u>Special Programs</u></b></p> <ul style="list-style-type: none"> <li>KU's broad offerings made class variety available to all students.</li> <li>Caring staff members make each students school experience positive.</li> <li>Some KFCS students graduate with over 40 college credits.</li> </ul>

**CURRICULUM & LEARNING ENVIRONMENT CONTINUED . . .**

CAREER & TECHNICAL EDUCATION	Middle Schools	High Schools	
	<ul style="list-style-type: none"> <li>· Digital Literacy.</li> <li>· After school career education.</li> <li>· Junior Achievement a key partner.</li> </ul>	<ul style="list-style-type: none"> <li>· A health occupations course is an elective pathway.</li> <li>· KFCS is excited to offer robotics as a new course.</li> <li>· KFCS is a proud sponsor of the Basin Robotics Team.</li> <li>· DECA Program is a state award winner.</li> <li>· Junior Achievement is a key partner.</li> </ul>	
EXTRACURRICULAR ACTIVITIES	Elementary Schools	Middle Schools	High Schools
	<ul style="list-style-type: none"> <li>· Partnership with YMCA for swimming.</li> <li>· Partnership with Klamath/Lake Food Bank.</li> <li>· Band and orchestra.</li> <li>· After school art, science and fitness offerings.</li> </ul>	<ul style="list-style-type: none"> <li>· School sponsored Cross Country, Track and Field, Volleyball, and Basketball.</li> <li>· Other seasonal after school sports programs.</li> <li>· Chess Club, Robotics, and Engineering Club.</li> <li>· Math Counts and Battle of the Books.</li> <li>· Partnerships with Pop Warner.</li> <li>· Basin Volleyball, Basketball Club, and Basin United Soccer.</li> </ul>	<ul style="list-style-type: none"> <li>· KFCS encourages excellence in many areas.</li> <li>· KFCS encourages students to explore their interests.</li> <li>· Sports, music, business, and theater are just a few of options.</li> <li>· Award winning music programs.</li> </ul>

Data and information in the Curriculum and Learning Environment section were provided by local schools and districts, and were not verified by the Oregon Department of Education.

**FEDERAL TITLE I DESIGNATION**

Priority and Focus school designations were based on 2011-12 data. Model school designations were based on 2013-14 data.

	Priority	Focus	Model	
Number of Elementary Schools	0	1	0	<p><b>Priority Schools</b> are high poverty schools that were ranked in the bottom 5% of Title I-A schools in the state based on Oregon's rating formula. These schools generally have overall very low achievement and limited growth over time. Additional supports and interventions to make improvements are needed.</p> <p><b>Focus Schools</b> are high poverty schools that were ranked in the bottom 5% -15% of Title I-A schools in the state with a significant achievement gap based on Oregon's rating formula. These schools need additional support in closing the achievement gap among historically underserved student populations.</p> <p><b>Model Schools</b> are high poverty schools that were ranked in the top 5% of Title I-A schools in the state based on Oregon's rating formula. These schools serve as models of successful student outcomes.</p>
Number of Middle Schools	0	0	0	
Number of High Schools	1	0	0	