

## FROM THE PRINCIPAL

Dear Parents and Community Members,

Pelican had another successful school year in 2015-16! Thank you to all our education partners that help create an engaging and rigorous academic learning environment. At the conclusion of the school year, Pelican met criteria as an AVID Certified School due to completing Year 2 of school-wide implementation. Additionally, Pelican received Blue Zone Project status as an Approved School due to establishing school-wide health and wellness practices for students and staff.

We appreciate our partners in education including OSU Klamath Extension Nutrition Programs, Sky Lakes Medical Center, YMCA, Ross Ragland Theater, Klamath Basin Behavioral Health, Foster GrandParent Program, Assistance League of Klamath Basin, Klamath Outdoor Science School, and City of Klamath Falls.

**Common Core State Standards (CCSS)** were fully implemented in English Language Art and Mathematics statewide in Oregon this year. Grade-level teaching standards are now aligned in all public districts and schools. These standards are a set of high learning expectations in math and English that are designed to better prepare K-12 students for success in college, work, and life. The standards offer a clear picture of what students

should know and be able to do at every grade level.

**Smarter Balanced Assessments** is the new Oregon measure of student achievement in Grades 3-8, and 11. Students will take Smarter Balance English and Math tests **once at the end of the school year**. Students who **receive a three or four** on the test (on a 4-year point scale) **are considered on track to graduate** high school college- and career-ready. These tests are one measure of students' academic success and **no student will be held back a grade or kept from graduating** based on the results.

Pelican Elementary student achievement data for the 2015-16 is listed in the Progress section under the School Performance (%) 2015-16 column. As a disclaimer for lower scores than previous years under the OAKS assessments, Smarter Balanced is designed to challenge students and represent a baseline that teachers and parents can use to measure progress toward college and career readiness. Lower scores do not mean that schools are performing worse, or that students are learning less. As with any changes, there is a period of transition as teachers and students get used to the new standards and tests.

Thank you,

Principal | Tony Swan

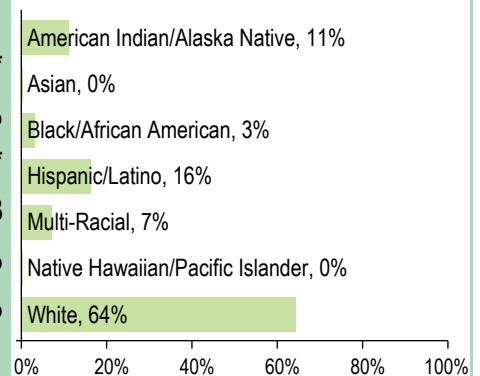
## SCHOOL PROFILE

ENROLLMENT 2015-16	261
K-3	176
4-5	85
6-8	--

MEDIAN CLASS SIZE	School	Oregon
Self-Contained	23.0	25.0
Departmentalized	--	--

SELECTED DEMOGRAPHICS	
Economically Disadvantaged	***
Students with Disabilities	16%
Ever English Learner	*
Different Languages Spoken	3
Regular Attenders	78.8%
Mobile Students	23.3%

## STUDENTS



## IMMUNIZATION RATES

Percent of students with all required vaccines: 97 (Visit [www.healthoregon.org/immdata](http://www.healthoregon.org/immdata) for more information.)

Percent of students without all required vaccines: 3

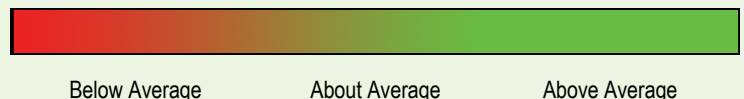
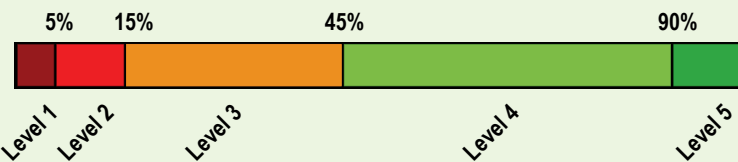
(This value includes students with medical exemptions, nonmedical exemptions, no immunization records, or up-to-date but incomplete immunization records.)

\*, <5, and >95 are displayed when data are unavailable or to protect student confidentiality.

\*\*\* indicates that this school offered lunch at no charge to all students.

## OVERALL SCHOOL RATING

Given the recent passage of the Every Student Succeeds Act (ESSA) and the expiration of Oregon's ESEA flexibility waiver on August 1, 2016, the State of Oregon will not assign ratings (i.e., overall and comparison school ratings) to schools for the 2015-16 school year.



## PROGRESS ARE STUDENTS MAKING ADEQUATE GAINS OVER TIME?

### SCHOOL PERFORMANCE

Performance of students enrolled in the school for a full academic year

Did at least 95% of the students at this school take required assessments?  Yes  No, Interpret Results with Caution  
*Participation rate criteria are in place to ensure schools test all eligible students.*

The Smarter Balanced and alternate assessments have four performance levels where levels 3 and 4 are meeting the standard for school and district accountability.

See report cards from previous years to view historical OAKS performance data.

	School Performance (%)			School Performance (%)	Oregon Performance (%)	Like-School Average (%)
	2012-13	2013-14	2014-15	2015-16	2015-16	2015-16
<b>English Language Arts</b> (Administered statewide in grades: 3-8, 11)				<b>Level 1</b>	<b>Level 2</b>	<b>Levels 3 &amp; 4</b>
All students in tested grades	2014-15 was the first operational year of the new English language arts assessment.			31.7 31.0 37.3	52.4 21.3 26.3	44.2 25.3 30.6
	36.4 17.8 45.8					
<b>Mathematics</b> (Administered statewide in grades: 3-8, 11)				<b>Level 1</b>	<b>Level 2</b>	<b>Levels 3 &amp; 4</b>
All students in tested grades	2014-15 was the first operational year of the new mathematics assessment.			35.7 31.7 32.5	44.9 28.5 26.6	35.7 32.4 32.0
	38.3 26.2 35.5					
<b>Science (OAKS)</b> (Administered statewide in Grades: 5, 8, 11)				<b>Did not meet</b>	<b>Met</b>	<b>Exceeded</b>
All students in tested grades	71.4	81.5	50.0	62.8	66.5	63.2
	23.8 47.6 28.6	22.2 59.3 18.5	9.4 40.6 50.0	18.6 44.2 37.2	15.7 50.8 33.5	10.7 52.6 36.8

Visit [www.ode.state.or.us/go/data](http://www.ode.state.or.us/go/data) for additional assessment results.

\*, <5, and >95 are displayed when the data must be suppressed to protect student confidentiality.

## OUTCOMES FOR KEY STUDENT GROUPS AT THIS SCHOOL COMPARED TO THE SAME GROUPS STATEWIDE

### STUDENT GROUP OUTCOMES

	School Performance (%)	Oregon Performance (%)	Like-School Average (%)	School Performance (%)	Oregon Performance (%)	Like-School Average (%)	School Performance (%)	Oregon Performance (%)	Like-School Average (%)		
<b>Economically Disadvantaged</b>				<b>American Indian/Alaska Native</b>			<b>Native Hawaiian/Pacific Islander</b>				
Eng. Lang. Arts	31.7	40.7	39.3	Eng. Lang. Arts	26.7	35.5	41.7	Eng. Lang. Arts	*	40.4	*
Mathematics	35.7	32.9	31.4	Mathematics	20.0	28.7	31.9	Mathematics	*	29.4	*
Science	62.8	56.1	58.9	Science	*	51.7	66.7	Science	*	46.5	*
<b>English Learners</b>				<b>Asian</b>			<b>White</b>				
Eng. Lang. Arts	*	29.1	29.9	Eng. Lang. Arts	*	69.9	62.1	Eng. Lang. Arts	34.2	59.2	45.4
Mathematics	*	23.6	25.0	Mathematics	*	68.0	65.5	Mathematics	43.0	51.7	37.2
Science	*	38.7	40.0	Science	*	75.6	80.0	Science	75.0	75.4	66.1
<b>Students with Disabilities</b>				<b>Black/African American</b>			<b>Female</b>				
Eng. Lang. Arts	12.0	25.0	20.2	Eng. Lang. Arts	*	31.5	16.7	Eng. Lang. Arts	39.1	57.3	50.7
Mathematics	19.2	22.1	17.4	Mathematics	*	21.6	8.3	Mathematics	41.2	43.8	34.6
Science	*	38.4	36.5	Science	*	41.5	16.7	Science	65.2	64.6	62.5
<b>Migrant</b>				<b>Hispanic/Latino</b>			<b>Male</b>				
Eng. Lang. Arts	*	24.6	25.0	Eng. Lang. Arts	25.0	34.1	36.9	Eng. Lang. Arts	22.8	47.6	37.9
Mathematics	*	20.4	25.0	Mathematics	25.0	26.5	25.7	Mathematics	29.3	46.0	36.7
Science	*	36.1	*	Science	57.1	44.9	49.6	Science	60.0	68.3	64.0
<b>Talented and Gifted</b>				<b>Multi-Racial</b>							
Eng. Lang. Arts	>95	95.4	>95	Eng. Lang. Arts	*	57.1	43.3	*, <5, and >95 are displayed when the data must be suppressed to protect student confidentiality.			
Mathematics	88.9	95.1	93.5	Mathematics	*	48.3	34.2				
Science	>95	97.7	>95	Science	*	70.0	52.0				

## CURRICULUM & LEARNING ENVIRONMENT WHAT IS THIS SCHOOL DOING TO IMPROVE STUDENT LEARNING AND TO PREPARE STUDENTS FOR THE FUTURE?

### SCHOOL READINESS

- Every student was able to receive both **free breakfast and lunch** in 2015-16.
- 96% of **parents (telephone survey) rated Pelican as “Welcoming and Friendly”** and 94% strongly agree/agree, “My Child is Appropriately Challenged.”
- Full-day Kindergarten for all students, since 2008.
- Weekly **Character Education** classes, Grades K-5.

- **School-wide PBIS** Positive Behavior program. Regular attendance recognition for students with greater than 90% attendance rates.
- Klamath Basin Behavioral Health **School-based counseling services** available to students/families

### ACADEMIC SUPPORT

- **Response to Intervention (RTI)** for all students.
- 21st Century **After-School Program** for Grades K-5.
- **Title I Paraprofessional Staff** and supplemental support.

OSU Klamath Extension **Nutrition Education** Classes

Foster Grandparent and Parent **Volunteer Program**  
Start Making A Reader Today (**SMART**)

### ACADEMIC ENRICHMENT

**Differentiated Instruction** methods, including AVID teaching strategies for Writing, Inquiry, Organization, Collaboration, and Reading (WICOR) are used.

**After-School Program** (K-5) with focus on English Language Arts, Mathematics, Science, Art, and Physical Education is available to all students, with over 40% of Pelican students participating in 2015-16.

- **General Choral Music**, Grades K-5, taught twice weekly.
- **Band/Orchestra**, Fifth Grade, instructed twice weekly.
- **Keyboarding Program and Media Technology** classes.
- **Technology Tools**: iPads, Computer Lab, Interactive White Board (Promethean) for teaching and learning.
- **Blue Zones Project** - School Health and Wellness Program
- **Physical Education** taught three times a week for 30 minutes using SPARK curriculum.
- **Destination Imagination**: 2015-16 elementary participants in grades 2-5.

### EXTRA-CURRICULAR ACTIVITIES/ AFTER SCHOOL PROGRAMS

- **Student Council** Officers and Class Representative (gr. 3-5).
- **Community Service** projects emphasized K-5, including district-wide Give Back Day in May.
- YMCA **Swimming Lessons**: Grades 2.

- Ella Redkey **Swimming Lessons**: Grade 3.
- **Walk + Bike to-School** and Safe Routes to School Participation. OSU Klamath Extension **Nutrition Program** shopping cart gardens and "Try Days".
- **CCLC After-School Program Elementary Sports** (G. 4-5): basketball, soccer, softball, volleyball, track/field

*Data and information in the Curriculum and Learning Environment section were provided by local schools and districts, and were not verified by the Oregon Department of Education.*